



1

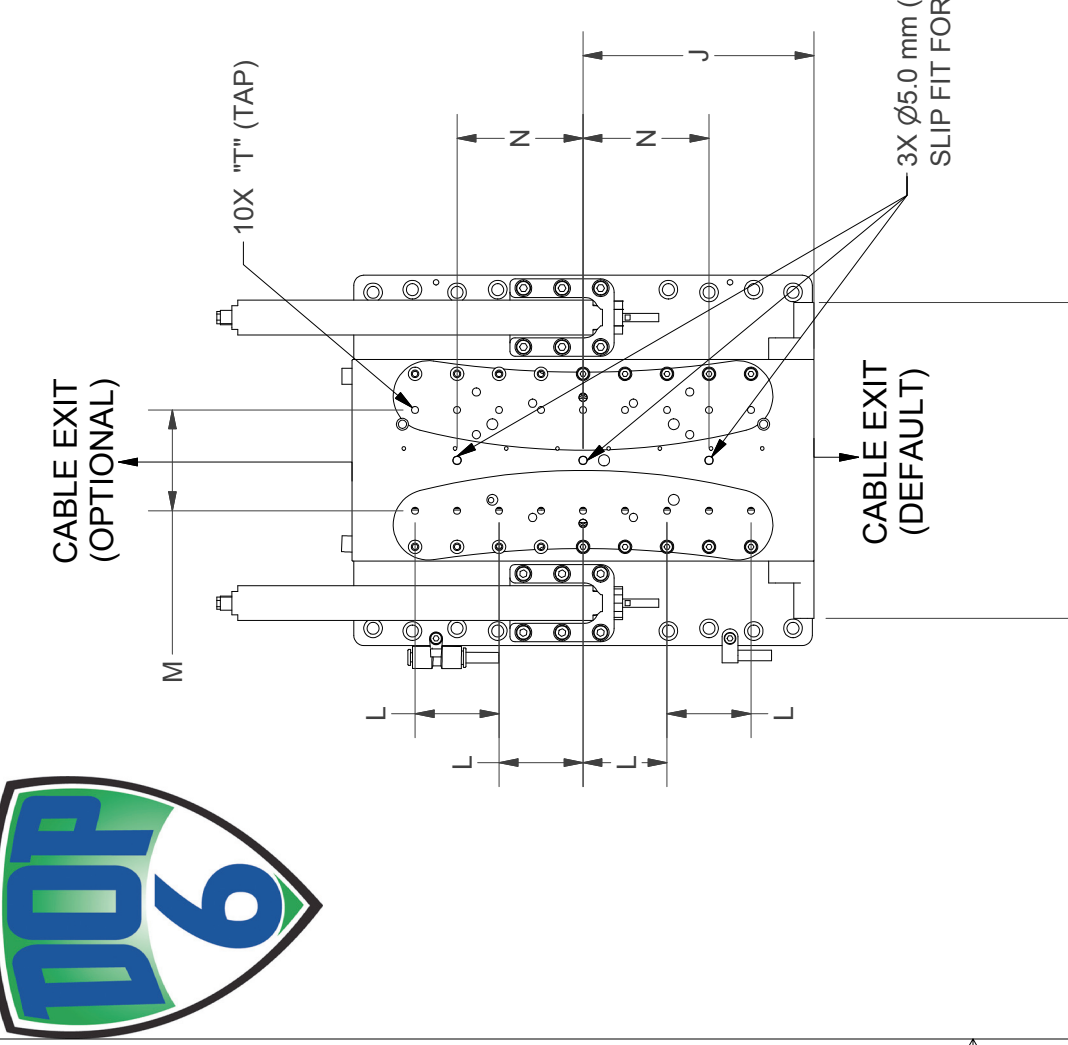
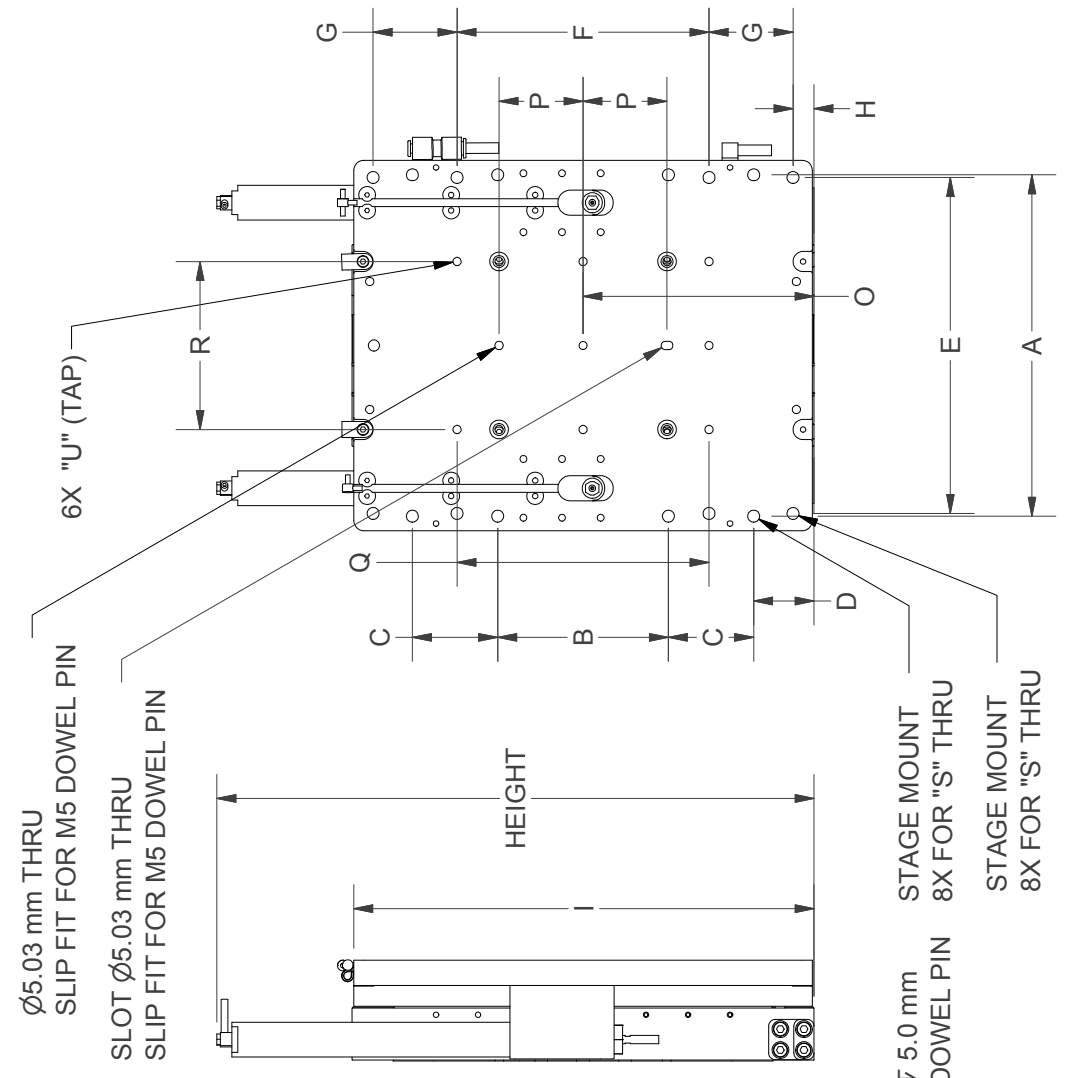
2

3

4

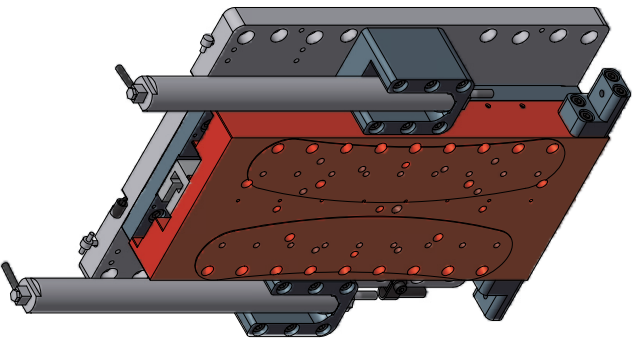
### STANDARD FEATURES

<b>Stage</b>	Z Linear Stage with Pneumatic Counterbalance
<b>Travel</b>	50mm to >150mm
<b>Motor</b>	Ironless Core Linear Motor
<b>Feedback</b>	Non-Contact Optical Encoder
<b>Scale</b>	Gold Tape Scale Optional: Near Zero CTE ZeroMet
<b>Resolution</b>	1Vp-p Analog Output (5nm with 4096 Interpolation) Digital Output Options: 5um, 1um, 0.5um, 0.2um, 100nm, 50nm, 20nm**, 10nm**, and 5nm** (* ** Reduced Speeds Apply)
<b>Sensors</b>	Integrated Home and End of Travel Limits
<b>Bearings</b>	High Precision Crossed Roller Bearings
<b>Counterbalance</b>	Frictionless Pneumatic Cylinder
<b>Cables</b>	High Flex, 10M Cycle, 3m Length
<b>Structure</b>	Anodized Aluminum 6061-T6 Optional: Stainless Steel
<b>Environment</b>	Standard Optional: Clean Room and Vacuum (10-6 Torr)
<b>Temperature</b>	0°C to 50°C
<b>Humidity</b>	10% to 80% Non-Condensing
<b>Precision</b>	6-D Nano Precision™ Test Methods



TRAVEL	LENGTH	WIDTH	HEIGHT	A (inch)	B (inch)	C (inch)	D	E	F	G	H	I	J	K	L	M	N	O	P	Q	R	S	T	U
25	220.5	44.5	148	n/a	n/a	n/a	n/a	204	0	30	20	100	50	170	25	60	37.5	50	25	n/a	n/a	M6 OR 1/4-20 (6X)	M4 (6X)	n/a
50	220.5	55	203	8	n/a	2	33.2	200	50	50	9	167	84	170	50	60	60	84	50	100	100	M6 OR 1/4-20 (6-8X)	M5 (6X)	M6
100	220.5	60	282	8	4	n/a	71.2	200	150	25	22	243	122	188	50	60	75	122	50	150	100	M6 OR 1/4-20	M5	M6
150	220.5	60	356	8	4	2	35.9	200	150	50	12.5	274	137.5	188	50	60	75	137.5	50	150	100	M6 OR 1/4-20	M5	M6
200	254.5	61	431	9	4	2	68.4	225	150	50	45	339	170	222	50	75	100	170	50	150	100	M6 OR 1/4-20	M6	M6

\* All units millimeters unless otherwise noted.  
\* All hole patterns centered on M5 dowel pin hole at center of stage or base.  
\* Custom and larger sizes available.



ALIO INDUSTRIES PROPRIETARY INFORMATION  
(Tel) 303.339.7500 - SALES@ALIOINDUSTRIES.COM - WWW.ALIOINDUSTRIES.COM



DRAWN	5/12/2012	TITLE	
NBROWN			
CHECKED			
Tolerances: Surface Roughness: x.x ± .05 in [1.3 mm] x.xx ± .01 in [0.25 mm] x.xxx ± .005 in [0.13 mm] Angles ± 0.5°		SIZE	DWG NO
		B	0010-08031
FINISH		SCALE	REV
SEE NOTES		2	003
		1	OF 1
		1	SHEET
		1	ALIO STD TEMPLATE - REV 006

# AI-LM-(TRAVEL)00-Z-CB-BASE

NOTE: MODEL AI-LM-15000-Z-CB-BASE SHOWN.

1

2

3

4