


HALCYONICS_VARIO

ACTIVE VIBRATION ISOLATION ELEMENTS



ACTIVE VIBRATION ISOLATION ELEMENTS: HALCYONICS_VARIO

The Vario systems are element based modular vibration isolation systems, consisting of at least two isolation elements and an external control unit. The primary model, the Vario Basic has been designed for the isolation of high static loads. While the two-element-configuration can carry loads of up to 300 kg, the maximum load capacity can be increased by adding more isolation elements. Thus a set-up of six isolation elements can cope with a load of 900 kg.



Floating monolayer of ethyl stearate without and with active vibration isolation taken with a Brewster angle microscope

For applications with frequent load changes or without access to the isolation elements, we offer the option of an automatic load adjustment.

The compact dimensions and its flexibility render this product series ideal for installations in customer-specific applications. A typical example is the combination with an optical breadboard. It serves as a mechanical link between the isolation elements and can be used for a variety of laboratory set-ups e.g. interferometer or other laser set-ups.


There are virtually no limits in applications offered by Vario systems.

ACCESSORIES AND OPTIONS



- Steel support frame
- Automatic load adjustment
- Various breadboards with or without mounting holes (M6/25 or 1/4-20")
- Acoustic enclosure
- Rack mountable external control unit

SELECTED APPLICATIONS



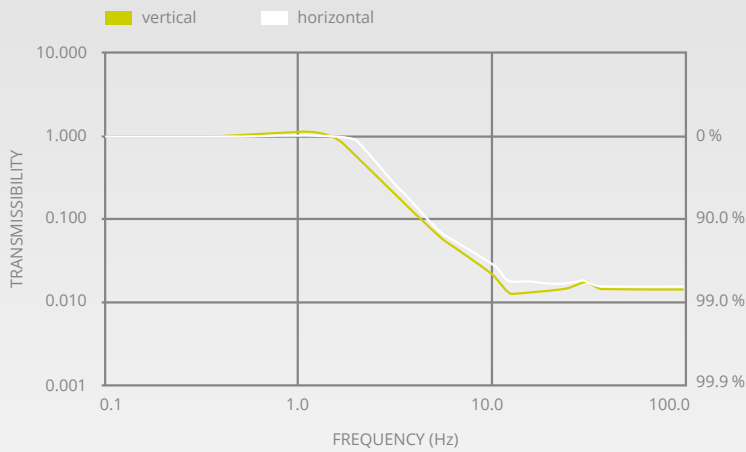
■ Vario Basic 40 with nanofilm_ep4



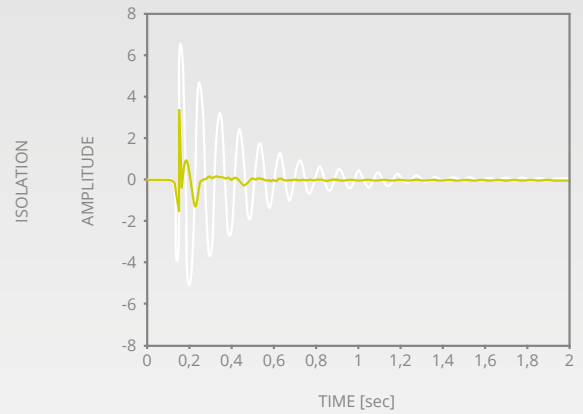
■ Vario 60 with KSV NIMA PM-IRRAS



■ Polytec TMC-500 TopMap on Vario Basic 40-600 (4 isolation elements)



Transmission graph of the **Vario Basic 60** measured at a velocity of 100 $\mu\text{m/s}$ with a payload of 50 kg (110 lbs).



Settling time **Vario** (green) compared to a conventional air vibration isolation system (white).

KEY FEATURES

- Isolation in all six degrees of freedom.
- Active vibration isolation starts at 1.0 Hz (passive isolation above 200 Hz).
- Settling time only 0.3 s.
- No compressed air supply is needed, AC power from an electrical outlet is sufficient.
- No natural low frequency resonance and, as a result, excellent vibration characteristics also in frequency ranges below 5 Hz.
- Convenient manual load adjustment – automatic load adjustment as an option.
- Excellent position stability and stiffness.
- Wide range of standard sizes and customizations available.

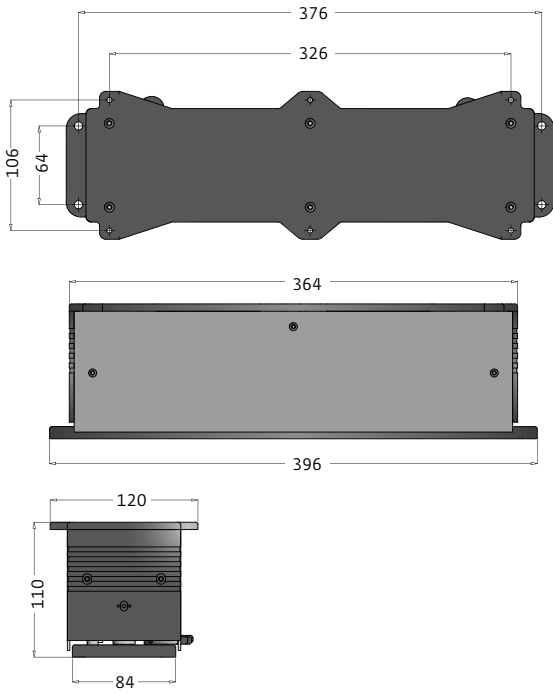
PLEASE CONTACT US FOR FURTHER INFORMATION!



■ Vario Basic 40-600 with breadboard on steel support frame

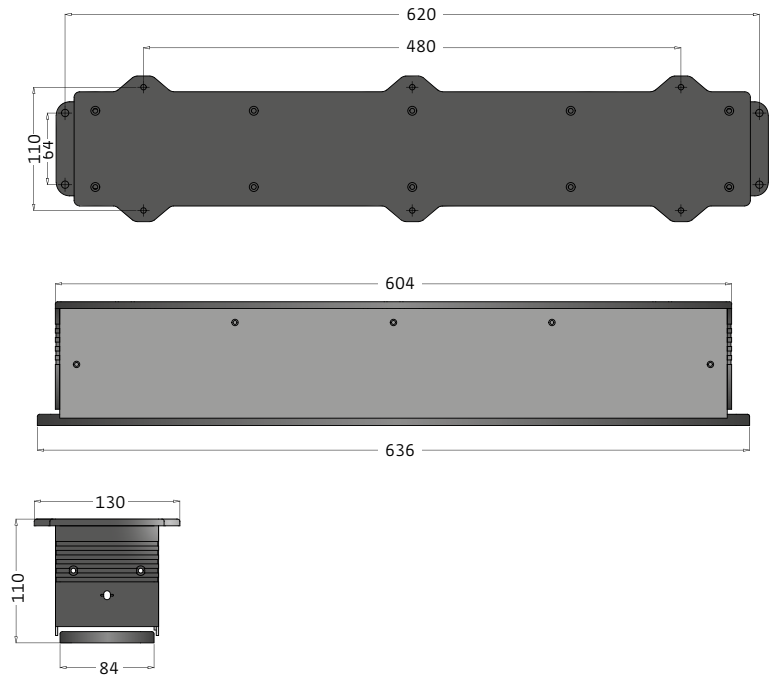
VARIO BASIC 40

396 × 120 × 110 mm / 15.6" × 4.7" × 4.3"



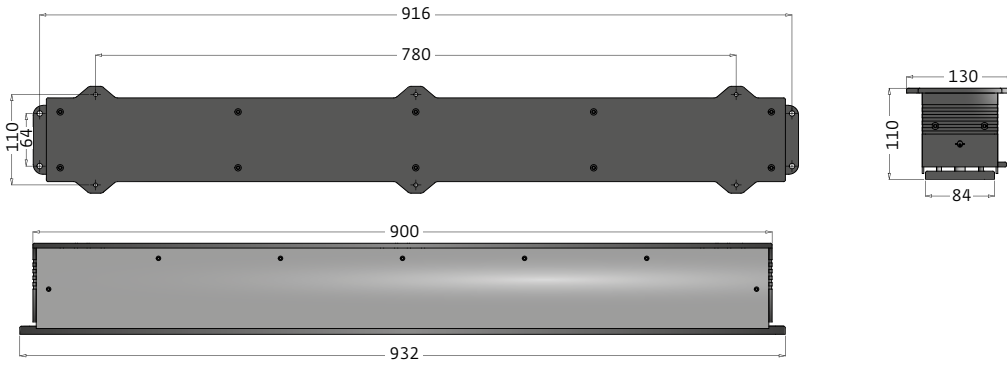
VARIO BASIC 60

636 × 130 × 110 mm / 25" × 5.1" × 4.3"

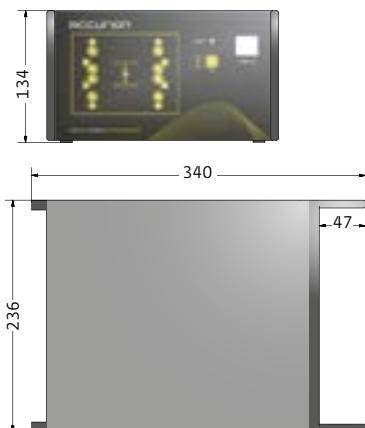


VARIO BASIC 90

932 × 130 × 110 mm / 36.7" × 5.1" × 4.3"



2-PORT CONTROL UNIT



4-PORT CONTROL UNIT



SPECIFICATIONS	Vario Basic 40	Vario Basic 60	Vario Basic 90
Dimensions of isolation element (L × W × H)	396 × 120 × 110 mm 15.6 × 4.7 × 4.3 inch	636 × 130 × 110 mm 25 × 5.1 × 4.3 inch	932 × 130 × 110 mm 36.7 × 5.1 × 4.3 inch
Load capacity – 2 element configuration	0 – 300 kg / 0 – 660 lbs	0 – 300 kg / 0 – 660 lbs	0 – 300 kg / 0 – 660 lbs
Load capacity – 4 element configuration	0 – 600 kg / 0 – 1320 lbs	0 – 600 kg / 0 – 1320 lbs	0 – 600 kg / 0 – 1320 lbs
Weight per isolation element	6.8 kg / 15 lbs	8.6 kg / 19 lbs	10.4 kg / 23 lbs
Weight of control unit	4.5 kg / 10 lbs	4.5 kg / 10 lbs	4.5 kg / 10 lbs
Isolation technology	Halcyonics control technology based on piezoelectric type acceleration pickup, fast signal processing and electro-dynamic force transducers.		
Control electronics	External control unit with sensor and actuator LEDs.		
Force directions	Active compensation in all six degrees of freedom.		
Isolation performance	> 5 Hz = -25 dB (94.4 %) > 10 Hz = -35 dB (98.2 %)		
Active bandwidth	1 – 200 Hz* (passive isolation beyond 200 Hz)		
Settling time	300 ms**		
Response time	0.5 ms***		
Stroke of the actuator	1 mm		
Max. correction forces – 2 element configuration	Vertical ± 8 N Horizontal ± 4 N		
Max. correction forces – 4 element configuration	Vertical ± 16 N Horizontal ± 8 N		
Max. compensation level	550 µm / sec. at 8 Hz and 150 kg / 330 lbs**		
Interface	BNC analog diagnostic output – 50 Ω		
Environmental and operational requirements	Electrical voltage: 100 – 250 V / 47 – 63 Hz Power consumption: Typically 10 – 20 W; max. 50 W Operating temperature: 15 – 40 °C / 59 – 104 °F Relative humidity: 0 – 60 % Operating altitude: < 2,500 m / 8,100 ft		
Electrical safety	CE certified according to directive 2006/95/EC		
EMC	CE certified according to directive 2004/108/EC		

*The low-pass characteristics of the spring-mass combination dominate the dynamic behavior of the isolation system above 200 Hz. The part of the active isolation decreases with increasing frequency.

**The settling time and maximum compensation level depend on several conditions such as payload, vibration frequency and load distribution.

The mentioned settling time value is exemplary for a centric load of 80 kg. The settling time defines the time until an incoming vibration is compensated.

***The response time determines when the system starts to actively isolate an incoming vibration after detection by the sensors.

HEADQUARTERS GOETTINGEN, GERMANY

Accurion GmbH
Stresemannstrasse 30
37079 Goettingen, Germany

Phone: +49(0)551.999 60.0
Fax: +49(0)551.999 60.10
E-Mail: info@accurion.com
Web: www.accurion.com

NORTH AMERICA

Accurion, Inc.
514 Progress Drive, Suite G
Linthicum Heights, MD 21090, USA

Phone: +1-410.636.3355
Fax: +1-866.387.1714
E-Mail: info@accurion.com
Web: www.accurion.com

INDIA

Accurion Scientific Instruments Pvt. Ltd.
Flat 307, S.S Residency
29th Main, 2nd C Cross
BTM Layout, 1 Stage, 1 Phase
Bangalore 560 068, India

Phone: +91(0)80.2668.9178
E-Mail: sharma@accurion.com
Web: www.accurion.com

CHINA

Accurion Scientific Instruments (Shanghai) Co. Ltd.
Rm. 502, Xuhui Commercial Building,
No. 168, Yude Road
Xuhui District
Shanghai 200030, China

Phone: +86-(0)21.5017.9099
E-Mail: fz@accurion.cn
Web: www.accurion.com.cn